



EVOLUTION SERIES™

The modular Evolution Series supports you as you take the steps from your earliest production stages to higher speed canning.

With upgradeable system options, the Evolution Series expands with you affordably and with the same exceptional quality and customer service you have come to expect from Wild Goose.



Growing steadily?

Upgrade stage by stage to meet your customer demand.

Growing rapidly?

Skip stages and upgrade your output all at once.

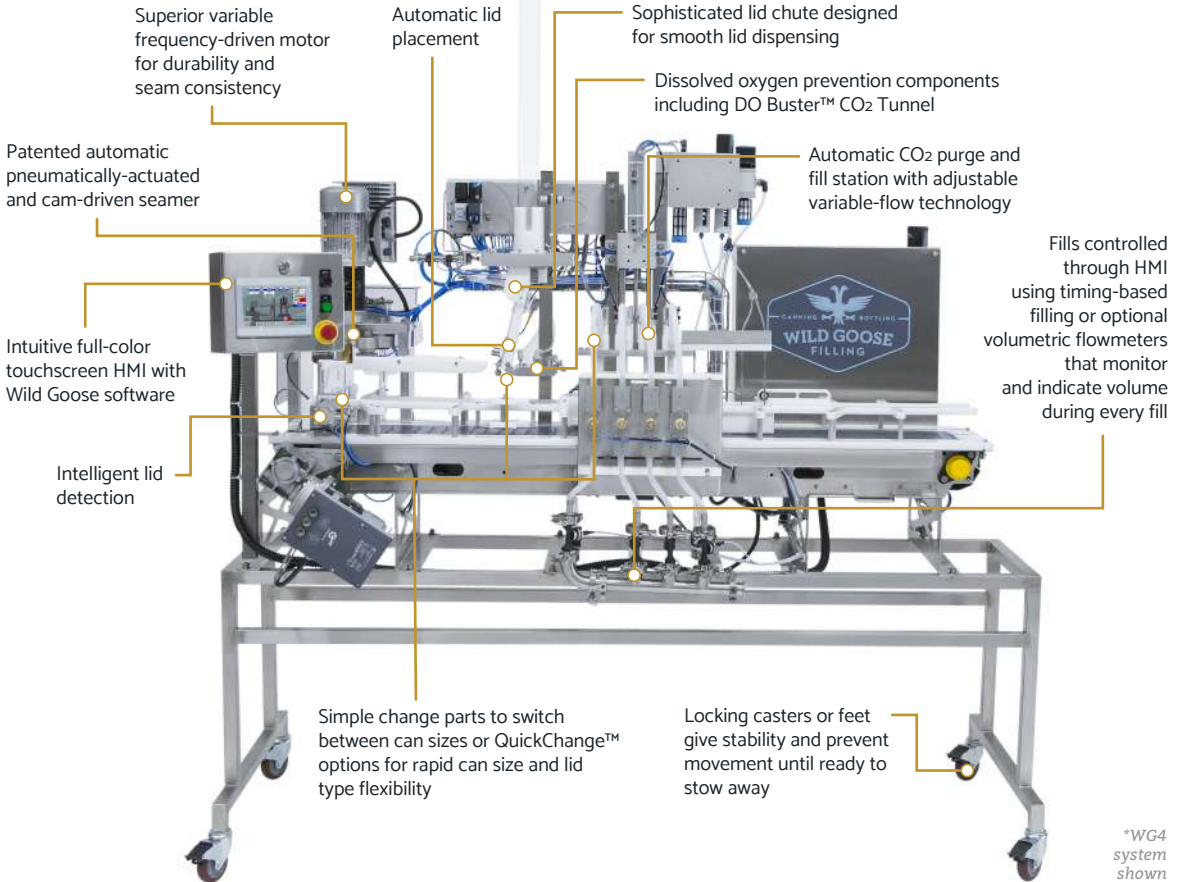
The Evolution Series expands with your demand so you can focus on crafting your best product.

EVOLUTION SERIES™ SINGLE-LANE

Upgradeable 2.7 to 9 Bbl/Hr canning systems to grow as your business grows

OPTIONS UP TO
50
CANS PER MINUTE

Purge & Fill Station: Automatic
Can Lid Placement: Automatic
Seamer Station: Automatic



TECHNICAL SPECIFICATIONS

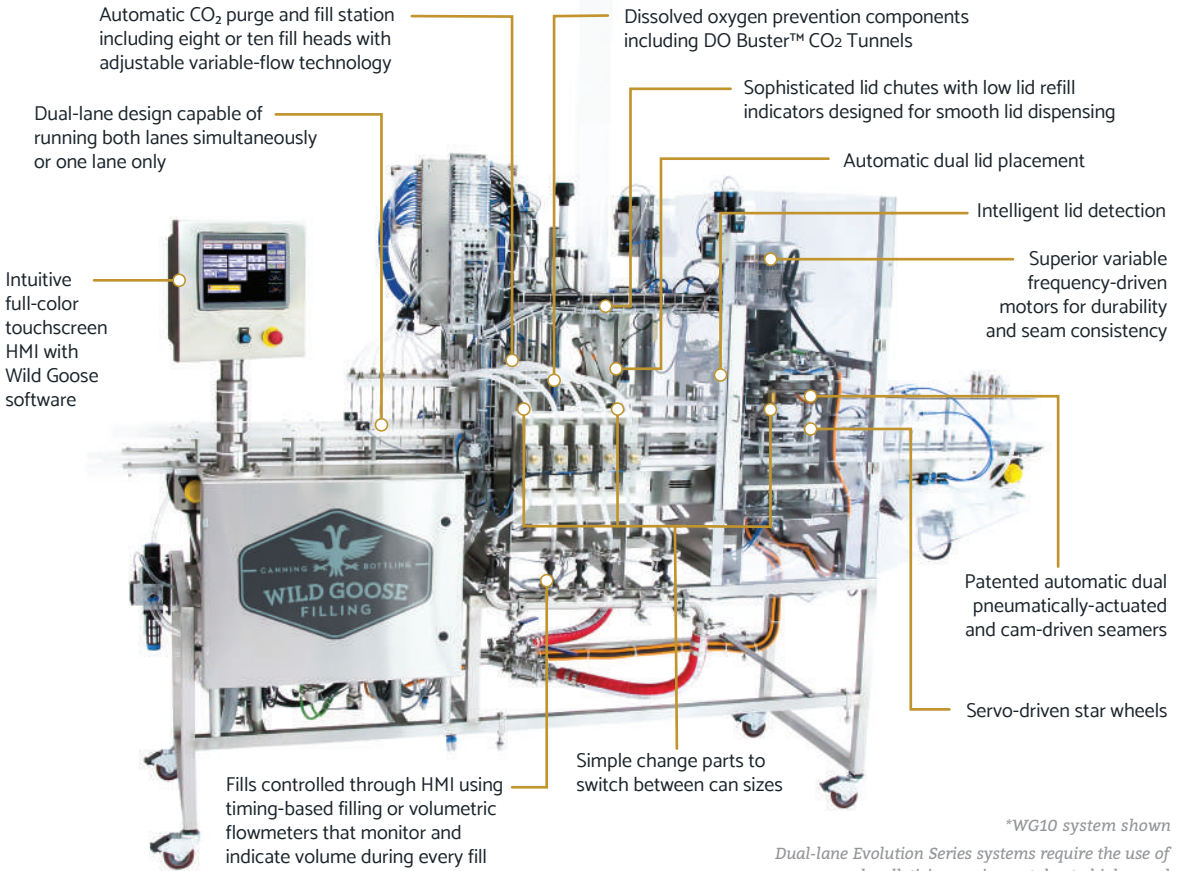
	STANDARD	EUROPEAN C€	<i>CE models include additional guarding</i>
Dimensions	88" L x 38" W x 108" H (79" H when lid tube removed)	223.5 cm L x 96.5 cm W x 274 cm H (201 cm H when lid tube removed)	
Deck Height	46" with casters; adjustable 44"-46" without casters	117 cm with casters; adjustable 112-117 cm without casters	
Weight	Up to 765 lb	Up to 347 kg	
Power	Single-phase 17A @ 115VAC, 50/60 Hz or Single-phase 200V-240V	Single-phase 12A @ 230VAC, 50/60 Hz; Knockout provided for your electrician to wire	
Air	Clean, dry compressed air required at 90 psi, 12.2 cfm; Refrigerated air dryer and coalescing air filter rated to 0.10-0.01 micron required	Clean, dry compressed air required at 6.2-6.9 bar, 345 L/min; Refrigerated air dryer and coalescing air filter rated to 0.10-0.01 micron required	

EVOLUTION SERIES™ DUAL-LANE

Higher speed WG8 and WG10 systems offering superior yield and production efficiency

OPTIONS UP TO
100
CANS PER MINUTE

Purge & Fill Station: Automatic
Can Lid Placement: Automatic
Seamer Station: Automatic



**WG10 system shown
Dual-lane Evolution Series systems require the use of depalletizing equipment due to high speed*

TECHNICAL SPECIFICATIONS

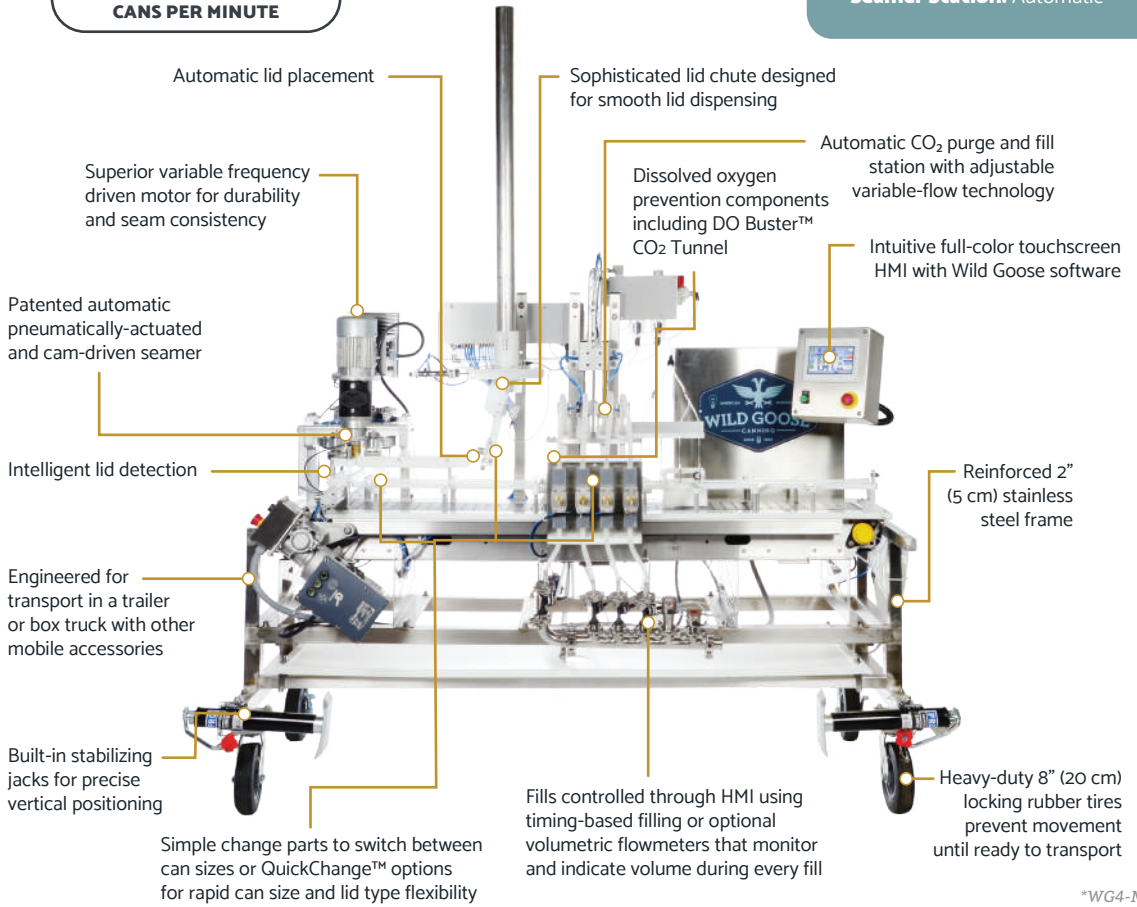
	STANDARD	EUROPEAN CE	<i>CE models include additional guarding</i>
Dimensions	130.5" L x 41" W x 109" H (90" H when lid tube removed)	331.5 cm L x 104 cm W x 277 cm H (229 cm H when lid tube removed)	
Deck Height	Adjustable 44"-46" installed on feet	Adjustable 112-117 cm installed on feet	
Weight	Up to 1,400 lb	Up to 635 kg	
Power	Three-phase (200V-240V) 18A @ 208VAC, 50/60 Hz; Knockout provided for your electrician to wire	Three-phase (200V-240V) 18A @ 208VAC, 50/60 Hz; Knockout provided for your electrician to wire	
Air	Clean, dry compressed air required at 90 psi, 22.9 cfm; Refrigerated air dryer and coalescing air filter rated to 0.10-0.01 micron required	Clean, dry compressed air required at 6.2 bar, 648 L/min; Refrigerated air dryer and coalescing air filter rated to 0.10-0.01 micron required	

MOBILE EVOLUTION SERIES™

Durable, compact mobile systems with unbeatable consistency and efficient performance

OPTIONS UP TO
50
CANS PER MINUTE

Purge & Fill Station: Automatic
Can Lid Placement: Automatic
Seamer Station: Automatic



*WG4-M system shown

TECHNICAL SPECIFICATIONS

	MOBILE	MOBILE EUROPEAN CE <small>CE models include additional guarding</small>
Dimensions	83.5" L x 43" W x 103" H (68" H when lid tube removed)	212 cm L x 109 cm W x 262 cm H (173 cm H when lid tube removed)
Deck Height	Adjustable 36"-46" with included jack stands	Adjustable 91.5-117 cm with included jack stands
Weight	Up to 835 lb	Up to 379 kg
Power	Single-phase 17A @ 115VAC, 50/60 Hz Single-phase 200V-240V available	Single-phase 12A @ 230VAC, 60 Hz; Knockout provided for your electrician to wire
Air	Clean, dry compressed air required at 90 psi, 12.2 cfm; Refrigerated air dryer and coalescing air filter rated to 0.10-0.01 micron required	Clean, dry compressed air required at 6.2 bar, 345 L/min; Refrigerated air dryer and coalescing air filter rated to 0.10-0.01 micron required